




GRANITE FALLS

44.803 N, 95.538 W (United States)

-  This Temperature Station (12-month average)
-  Regional Expectation with 95% uncertainty
-  Global Land (5-year average)

Temperature Anomaly (°C)

-  Station Move
-  Record Gap
-  Time of Obs. Change
-  Empirical Break

1880 1900 1920 1940 1960 1980 2000

Data Quality Controlled and Aligned at Breakpoints Berkeley Earth